











VERSION: MD103

SETTING FITTINGS

FITTING	SPEC.	AMOUNT	FITTING	SPEC.	AMOUNT
A	 M6*15	8PCS	B	 M5*60	8PCS
C	 $\phi 13*6*1$	11PCS	D	 M4	1PCS
E	 M5*40	16PCS	F	 M6*60	12PCS
G	 $\phi 11*5*1$	48PCS	H	 $\Phi 10*198$	16PCS
I	 $\Phi 10*410$	4PCS	J	 M6*25	3PCS

STEP 1

