

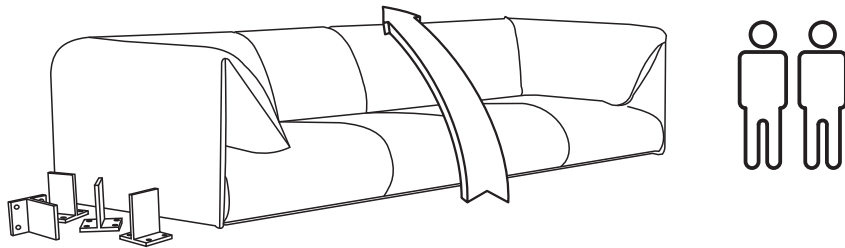
Assembly instructions

Essex


Content:

- Allen Screw 5/16"x1" 16 un.
- Central Foot 1 un.
- Feet 4 un.
- Allen Key 1 un.

1 - For assembly, access the underside of the product. Ask for help from someone else to do the operation.




2 - Position the metal feet on the underside of the couch. Adjust the holes in the bases to align with the holes in the couch structure.




backview

3 - Use the Allen key (included) for attach the screws in all holes



- Firmly tighten the screws and ensure the feet no longer moves.
- Repeat the operation in all holes.



Central Foot:

Screw the whole preset screw in the foot (clockwise) into the hole located centrally on the underside of the couch.